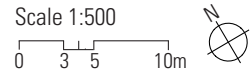


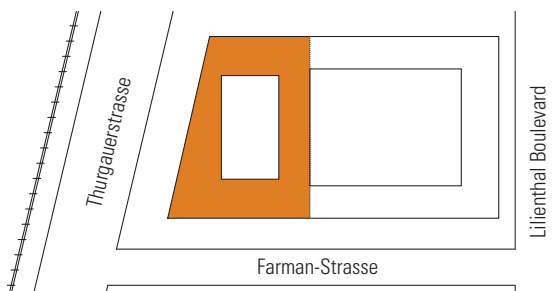
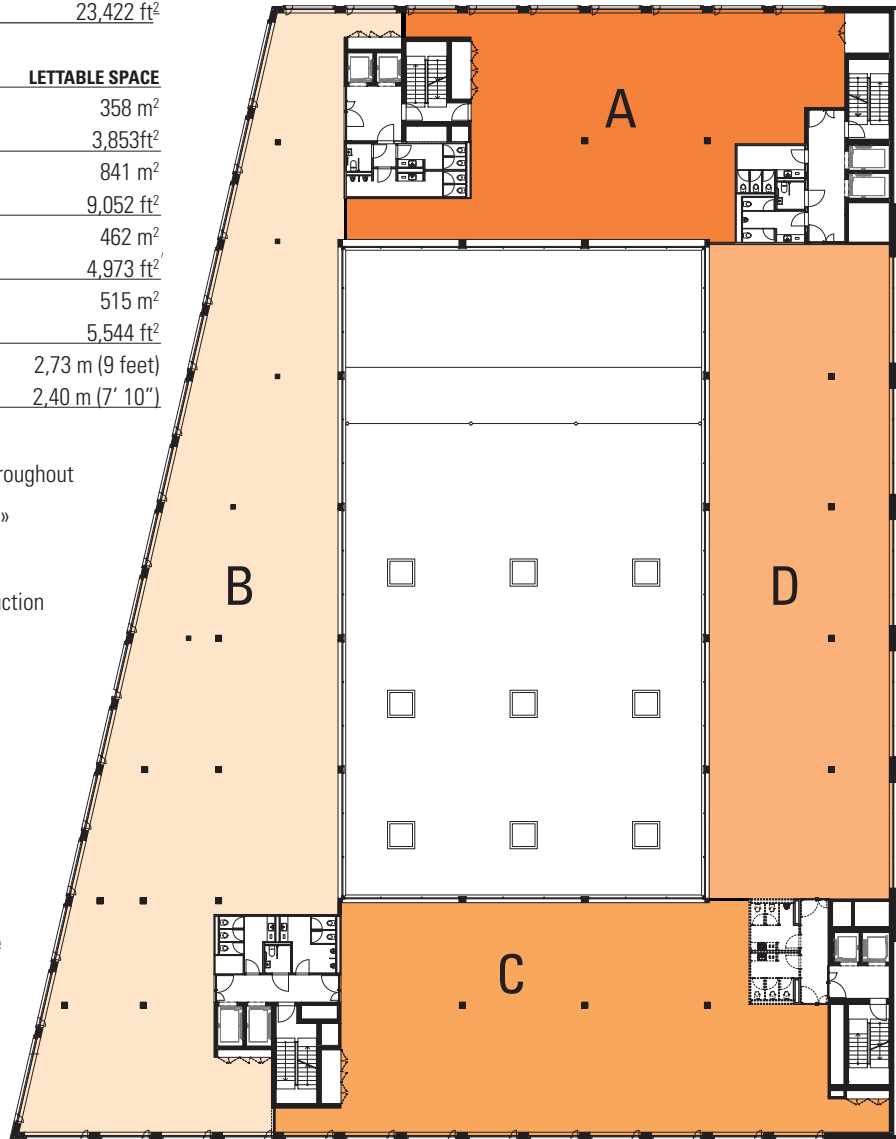
OFFICE FLOOR PLAN 2ND-6TH FLOORS

TOTAL OFFICE AREA:	10 000 m ² 1107,640 ft ²
TOTAL AREA PER FLOOR:	2176 m ² 23,422 ft ²

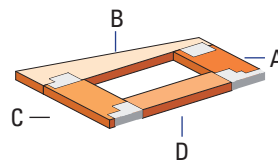


OFFICE	LETTABLE SPACE
Office A	358 m ² 3,853 ft ²
Office B	841 m ² 9,052 ft ²
Office C	462 m ² 4,973 ft ²
Office D	515 m ² 5,544 ft ²
Ceiling height:	2,73 m (9 feet)
Hallway/elevator lobby	2,40 m (7' 10")

- Double floor construction throughout
- Built according to «Minergie» energy-efficiency standards
- TABS (thermo-active construction elements)
- 8-person & freight elevators (630 kgs/1,390 lbs. & 1,125 kgs/2,480 lbs. limit)
- Fully-equipped access areas
- Fully-equipped restrooms
- Basement storage areas
- Underground parking garage (52/26 parking slots for employees/visitors)



Office areas



Building

